

## VR-G

### 3-Port Screwed Brass Rotary Shoe Valves



#### Features:

- Mixing or diverting applications
- Internal threaded connections
- Compact size

#### Technical Overview

The VR-G range of brass rotary shoe valves are made of a special brass alloy (DZR) allowing use in heating and cooling systems, for both mixing and diverting applications.

Valves are from ½" to 2" with internal threads.

## Specification:

Flow type	Mixing / diverting
Fluid temperature	-10 to 110°C (14 to 230°F)
Rangeability	100:1
Leak rate:	
Mixing	<0.05% of flow
Diverting	<0.02% of flow
Nominal pressure	PN10
Max. diff. pressure	100kPa (14.5psi)
Required torque	5Nm (44 in/lb)
Materials:	
Body	Brass DZR, CW 602N
Shaft & bushing	PPS
O-rings	EPDM
Country of origin	Sweden

## Part Codes:

### Valves:

<b>VR-G-01</b>	½" BSP, 0.4K <sub>vs</sub> (0.47Cv)
<b>VR-G-02</b>	½" BSP, 0.63K <sub>vs</sub> (0.73Cv)
<b>VR-G-03</b>	½" BSP, 1.0K <sub>vs</sub> (1.16Cv)
<b>VR-G-04</b>	½" BSP, 1.63K <sub>vs</sub> (1.90Cv)
<b>VR-G-05</b>	½" BSP, 2.5K <sub>vs</sub> (2.90Cv)
<b>VR-G-06</b>	½" BSP, 4.0K <sub>vs</sub> (4.65Cv)
<b>VR-G-07</b>	¾" BSP, 2.5K <sub>vs</sub> (2.90Cv)
<b>VR-G-08</b>	¾" BSP, 4.0K <sub>vs</sub> (4.65Cv)
<b>VR-G-09</b>	¾" BSP, 6.3K <sub>vs</sub> (7.32Cv)
<b>VR-G-10</b>	1" BSP, 6.3K <sub>vs</sub> (7.32Cv)
<b>VR-G-11</b>	1" BSP, 10K <sub>vs</sub> (11.63Cv)
<b>VR-G-12</b>	1½" BSP, 16K <sub>vs</sub> (18.60Cv)
<b>VR-G-13</b>	1½" BSP, 25K <sub>vs</sub> (29Cv)
<b>VR-G-14</b>	2" BSP, 40K <sub>vs</sub> (46.5Cv)

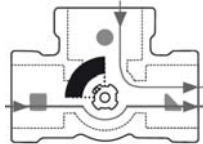
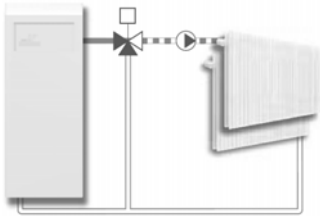
### Linkage:

#### **VR-G-LKN-1**

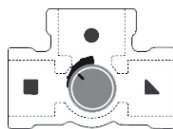
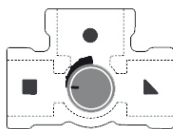
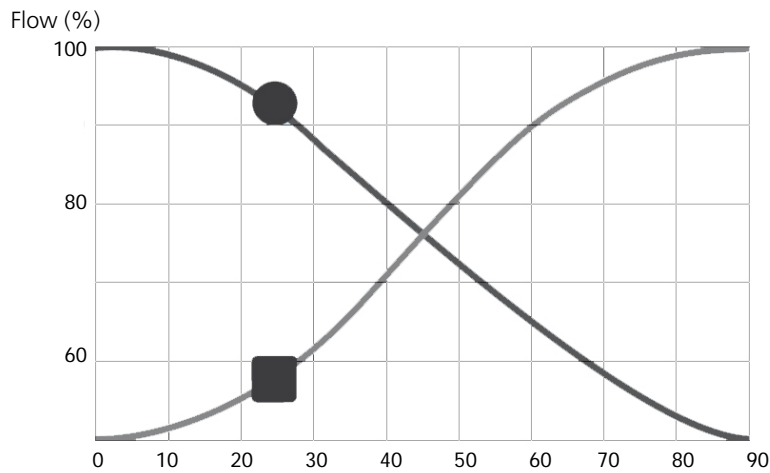
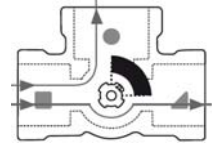
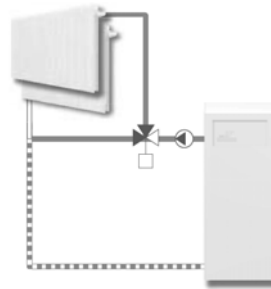
Linkage kit for use with VA-05 actuator types

## Installation Examples & Valve Characteristics:

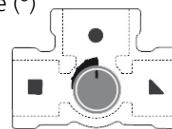
Mixing:



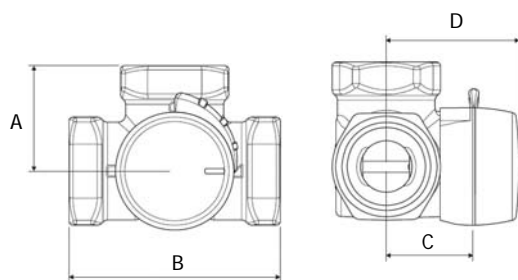
Diverting:



Opening angle (°)



## Dimensions:



Part code	Size (mm)	Kvs	Dimensions (mm)				Weight (kg)
			A	B	C	D	
VR-G-01	Rp ½"	0.4	36	72	32	50	0.4
VR-G-02	Rp ½"	0.63	36	72	32	50	0.4
VR-G-03	Rp ½"	1	36	72	32	50	0.4
VR-G-04	Rp ½"	1.63	36	72	32	50	0.4
VR-G-05	Rp ½"	2.5	36	72	32	50	0.4
VR-G-06	Rp ½"	4	36	72	32	50	0.4
VR-G-07	Rp ¾"	2.5	36	72	32	50	0.43
VR-G-08	Rp ¾"	4	36	72	32	50	0.43
VR-G-09	Rp ¾"	6.3	36	72	32	50	0.43
VR-G-10	Rp 1"	6.3	41	2	34	52	0.7
VR-G-11	Rp 1"	10	41	82	34	52	0.7
VR-G-12	Rp 1¼"	16	47	94	37	55	0.95
VR-G-13	RP 1½"	25	53	106	44	60	1.68
VR-G-14	RP 2"	40	60	120	46	64	2.05

Whilst every effort has been made to ensure the accuracy of this specification, Sontay cannot accept responsibility for damage, injury, loss or expense from errors or omissions. In the interest of technical improvement, this specification may be altered without notice.

**Tel:** +44 (0) 1732 861200. - **E-mail:** sales@sontay.com. - **Web:** www.sontay.com.

© 2012 Sontay Limited. All rights reserved